

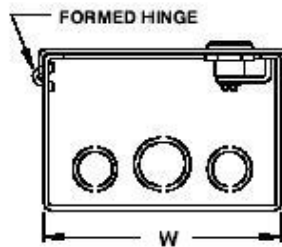
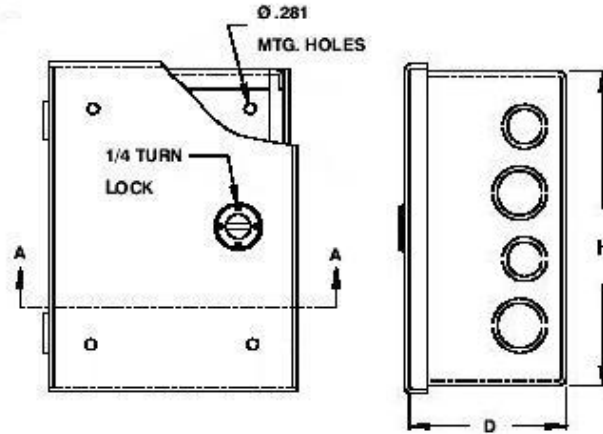


CSA 1 PULL BOXES STEEL HINGED COVER

The E-STL series are used as surface mounting junction boxes, switch boxes or general service boxes. Boxes and covers are made from 14 Ga or 16 Ga steel. Four internal mounting holes are included. Boxes are completed with hinged cover. The enclosures are powder coated ASA 61

Grey inside and out. These boxes feature formed steel hinges, a 1/4 turn screw driver latch.

Options include: flush cover, back panel, all four sides concentric knockouts, and a keylock.

C.S.A. Certified / UL Listed



SECTION A-A

<u>CAT No:</u>	<u>H</u>	<u>W</u>	<u>D</u>	<u>Lbs.</u>
E-S-060603	6	6	3	2.0
E-S-060604	6	6	4	2.5
E-S-080804	8	8	4	4.0
E-S-080806	8	8	6	5.0
E-S-101004	10	10	4	5.5
E-S-101006	10	10	6	6.0
E-S-121204	12	12	4	7.0
E-S-121206	12	12	6	8.0

<u>CAT No:</u>	<u>H</u>	<u>W</u>	<u>D</u>	<u>Lbs.</u>
E-S-161606	16	16	6	14.0
E-S-161608	16	16	8	16.0
E-S-181804	18	18	4	17.0
E-S-181806	18	18	6	18.0
E-S-242406	24	24	6	34.0
E-S-242408	24	24	8	38.0
E-S-242410	24	24	10	41.0